



1x2 HDMI 2.0a Splitter with Built-in & User Adjustable EDID Management



P/N: AV-GM05N3-S1



Safety and Notice

The **AV-GM05N3-S1 1x2 HDMI 2.0a Splitter with Built-in & User Adjustable EDID Management** has been tested for conformance to safety regulations and requirements, and has been certified for international use. However, like all electronic equipments, the **AV-GM05N3-S1** should be used with care. Please read and follow the safety instructions to protect yourself from possible injury and to minimize the risk of damage to the unit.

- Follow all instructions and warnings marked on this unit.
- Do not attempt to service this unit yourself, except where explained in this manual.
- Provide proper ventilation and air circulation and do not use near water.
- Keep objects that might damage the device and assure that the placement of this unit is on a stable surface.
- Use only the power adapter and power cords and connection cables designed for this unit.
- Do not use liquid or aerosol cleaners to clean this unit. Always unplug the power to the device before cleaning.



TABLE OF CONTENTS

INTRODUCTION.....	1
FEATURES.....	1
PACKAGE CONTENTS	1
SPECIFICATIONS	2
PANEL DESCRIPTIONS.....	3
HARDWARE INSTALLATION	5
CONNECTION DIAGRAM.....	5
NOTICE.....	6
WARRANTY.....	7

INTRODUCTION

The **AV-GM05N3-S1 1x2 HDMI 2.0a Splitter with Built-in & User Adjustable EDID Management** provides the most cost effective and advanced HDMI splitter solution on the market, by which the high definition video and high quality audio can be transmitted to 4 different locations without losing quality. **AV-GM05N3-S1** supports all 3D formats and the true 4K2K video!

With built-in USB firmware update mechanism, the compatibility among countless HDMI sources and receivers can be further guaranteed. With the upmost HDR/4K2K@60 4:4:4 8bits and high definition audio support, AV-GM05N3-S1 is suitable for high quality HDMI broadcasting, digital signage and education applications!

FEATURES

- HDMI 2.0a compliant
- Supports 4K2K@60 4:4:4 8bits
- Supports High Dynamic Range (HDR)
- HDCP 2.2 and 1.4 compliant
- Wide frequency range: 25MHz~600MHz
- Video bandwidth: 18Gbps
- Supports default EDID and EDID learning from display
- Supports xvYCC, x.v.Color & Deep Color
- Mini-USB firmware update for expanding compatibility
- Supports Dolby Digital, DTS-HD and Dolby TrueHD audio
- Allows cascading
- Easy installation

PACKAGE CONTENTS

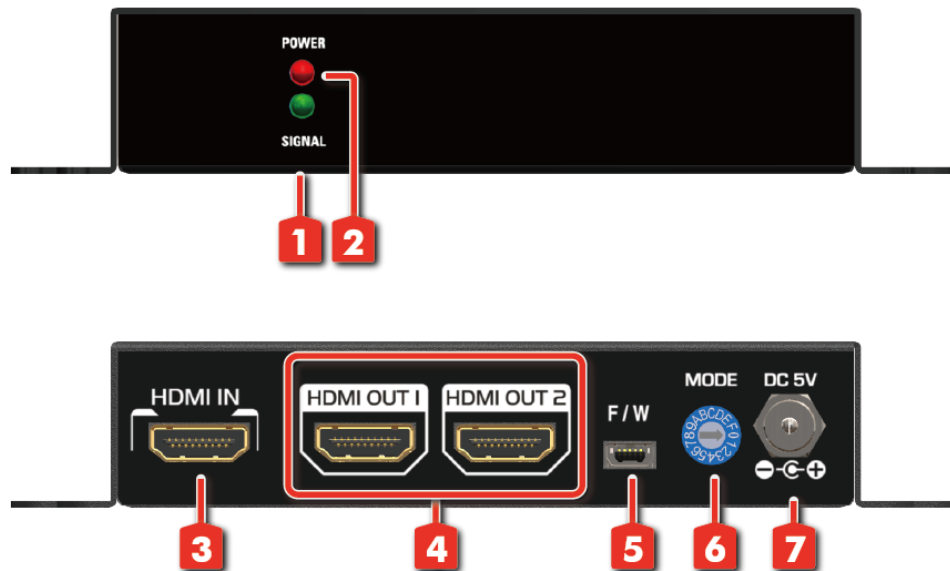
- 1x AV-GM05N3-S1
- 1x DC 5V 2A power supply
- 1x User Manual

SPECIFICATIONS

Model Name	AV-GM05N3-S1	
Technical		
Role of usage	1x2 Distribution Amplifier (Splitter)	
HDMI compliance	HDMI 2.0a	
DVI compliance	DVI 1.0	
HDCP compliance	HDCP 2.2	
Video bandwidth	Single-link 600MHz [18Gbps]	
Video support	HDR 4K2K@60 (4:2:0 10bits) / 4K2K@60 (4:4:4 8bits)	
Audio support	DTS-HD Master Audio, Dolby TrueHD Dolby Digital, DTS, DVD-Audio, LPCM, SACD, MPCM	
ESD protection	Human body model — ±15kV [air-gap discharge] & ±8kV [contact discharge]	
PCB stack-up	4-layer board [impedance control — differential 100Ω; single 50Ω]	
Firmware update	Feasible via Mini-USB port	
Input	1x HDMI	
Output	2x HDMI	
HDMI connector	Type A [19-pin female]	
Rotary control switch	EDID Mode selection	
Mechanical		
Housing	Metal enclosure	
Dimensions [L x W x H]	Model	111 x 60 x 23mm [4.4" x 2.4" x 0.9"]
	Package	198 x 137 x 74mm [7.8" x 5.4" x 2.9"]
	Carton	420 x 400 x 300mm [1'4"x 1'3" x 11.8"]
Weight	Model	463g [16.3 oz]
	Package	946g [1.0 lbs]
Fixedness	Wall-mounting case	
Power supply	5V 2A DC	
Power consumption	10 Watts [max]	
Operation temperature	0~40°C [32~104°F]	

Storage temperature	-20~60°C [-4~140°F]
Relative humidity	20~90% RH [no condensation]

PANEL DESCRIPTIONS



1. **Signal LED:** Signal LED indicator
2. **Power LED:** Lights on when device is ready
3. **HDMI IN:** Connect to a HDMI input source
4. **HDMI OUT1-2:** HDMI outputs to HDMI displays
5. **Mini-USB:** For technical support only [firmware update]
6. **MODE:** 0 - F/W update mode
 - 1 - EDID Ultra-HD(4K2K@60) - 24bit 2D video & 7.1ch audio
 - 2 - EDID Ultra-HD(4K2K@60) - 24bit 2D video & 2ch audio
 - 3 - EDID Ultra-HD(4K2K@30) - 24bit 2D video & 7.1ch audio
 - 4 - EDID Ultra-HD(4K2K@30) - 24bit 2D video & 2ch audio
 - 5 - EDID Full-HD(1080p@60) - 24bit 2D video & 7.1ch audio
 - 6 - EDID Full-HD(1080p@60) - 24bit 2D video & 2ch audio
 - 7 - EDID Full-HD(1080p@60) - 24bit 3D video & 7.1ch audio
 - 8 - EDID Full-HD(1080p@60) - 24bit 3D video & 2ch audio
 - 9 - EDID Full-HD(1080p@60) - 36bit 2D video & 7.1ch audio
 - A - EDID Full-HD(1080p@60) - 36bit 2D video & 2ch audio
 - B- EDID HD(1080p@30)(1080i@60)(720p@60)-24bit 2D video & LPCM7.1ch/Dolby Digital
 - C - EDID HD(1080p@30)(1080i@60)(720p@60) - 24bit 2D video & 2ch audio
 - D - Auto EDID analysis learning mode

E - Learn EDID from output1

F - Learn EDID from output2

7. **+5V DC:** Connect to the +5V DC 2A power supply unit



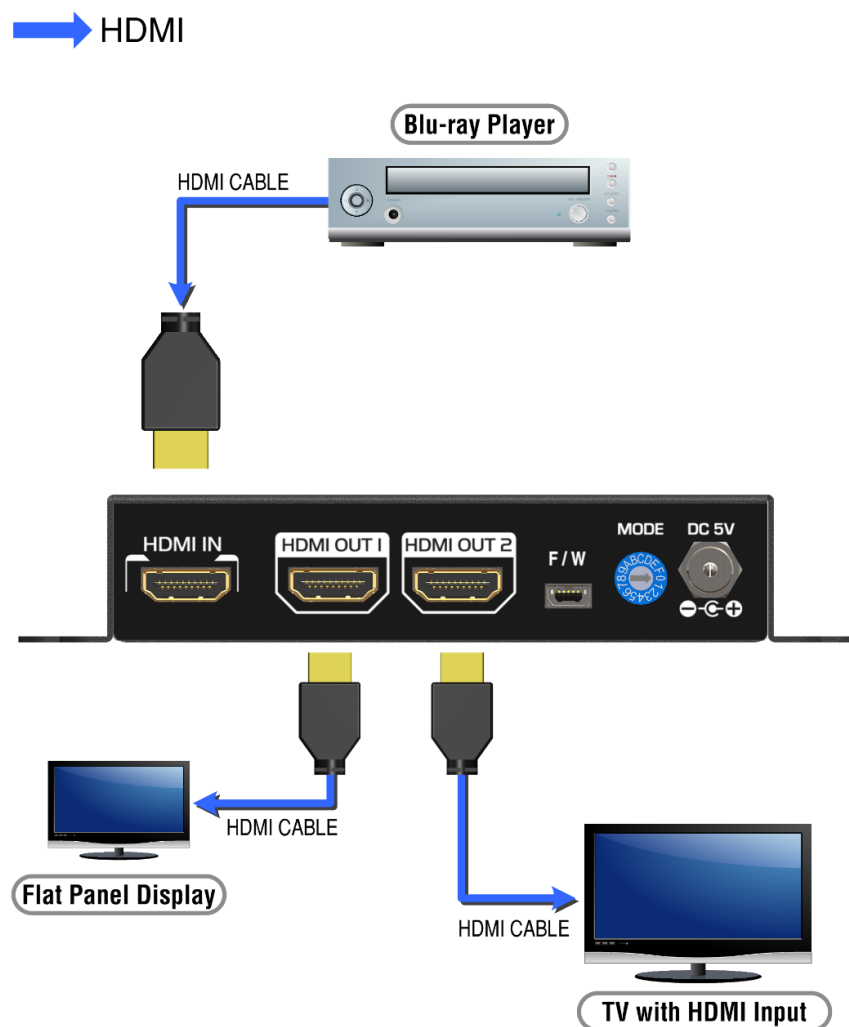
1. Automatic EDID learning will detect all the connected HDMI equipped monitors and analyze all the content of EDID. The EDID with minimal resolution support will be the reference EDID for incoming HDMI source players.

HARDWARE INSTALLATION

Broadcasts HDMI signal to 2 HDMI displays!

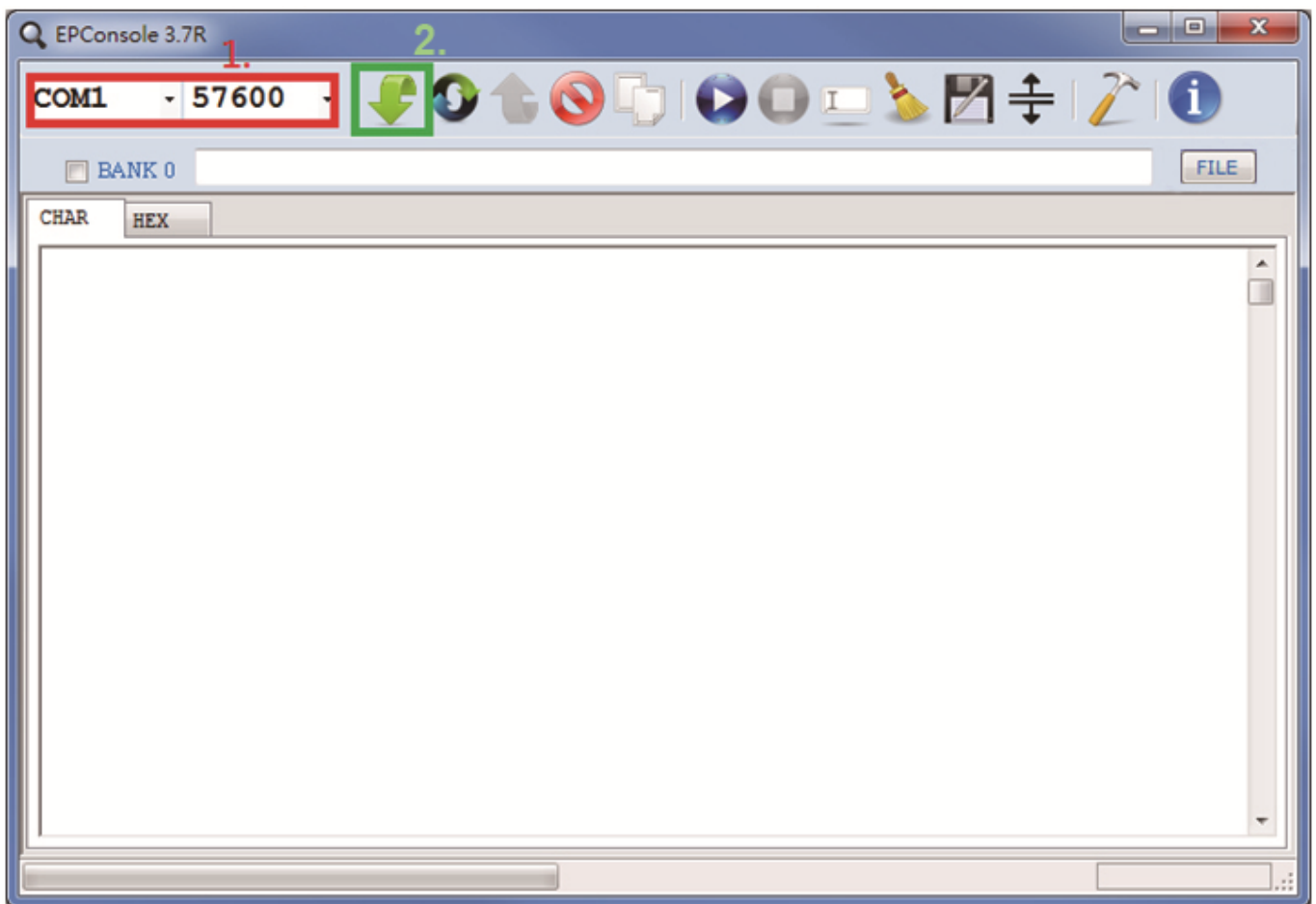
1. Switch off all devices, including monitors.
2. Connect to the displays.
3. Connect an HDMI source (such as a Blu-ray Disc player) to the HDMI In.
4. Make sure the rotary switch is NOT at "MODE 0"
5. Plug in 5V DC power supply.
6. Power on the HDMI monitors.
7. Power on the HDMI source.

CONNECTION DIAGRAM



NOTICE

1. While connecting a new monitor to the splitter under mode D (auto EDID) & mode E and F (EDID learning), experiencing a short period of time without displaying might be expected. The splitter will do Automatic EDID learning which analyzes the newly connected monitor to see if the EDID for the HDMI input is necessary to update!
2. For firmware update through Mini-USB, users MUST turn the power off, set the rotary switch to "0", and then connect the Mini-USB cable between PC and device. Open the firmware update software, [1] set the correct com port and baud rate (57600 is recommended), [2] click the "File" button to direct to the firmware HEX or BIN file, power on the device and press "Program MCU" symbol to firmware update. Once update process is done, please power off the device and set the rotary switch back to other mode (NOT to "0").



WARRANTY

The SELLER warrants the **AV-GM05N3-S1 1x2 HDMI 2.0a Splitter with Built-in & User Adjustable EDID Management** free from defects in the material and workmanship for 3 years from the date of purchase from the SELLER or an authorized dealer. Should this product fail to be in good working order within 3 years warranty period, The SELLER, at its option, repair or replace the unit, provided that the unit has not been subjected to accident, disaster, abuse or any unauthorized modifications including static discharge and power surge. This warranty is offered by the SELLER for its BUYER with direct transaction only. This warranty is void if the warranty seal on the metal housing is broken.

Unit that fails under conditions other than those covered will be repaired at the current price of parts and labor in effect at the time of repair. Such repairs are warranted for 90 days from the day of reshipment to the BUYER. If the unit is delivered by mail, customers agree to insure the unit or assume the risk of loss or damage in transit. Under no circumstances will a unit be accepted without a return authorization number.

The warranty is in lieu of all other warranties expressed or implied, including without limitations, any other implied warranty or fitness or merchantability for any particular purpose, all of which are expressly disclaimed.

Proof of sale may be required in order to claim warranty. Customers outside Taiwan are responsible for shipping charges to and from the SELLER. Cables and power adapters are limited to a 30 day warranty and must be free from any markings, scratches, and neatly coiled.

The content of this manual has been carefully checked and is believed to be accurate. However, The SELLER assumes no responsibility for any inaccuracies that may be contained in this manual. The SELLER will NOT be liable for direct, indirect, incidental, special, or consequential damages resulting from any defect or omission in this manual, even if advised of the possibility of such damages. **Also, the technical information contained herein regarding the AV-GM05N3-S1 features and specifications is subject to change without further notice.**

Support

For more info or tech support
<http://www.siig.com/support>